

# Catalytic Reduction of Nitrous Oxide to Dinitrogen by Carbon Monoxide using Group 8 Metal Carbonyl Anions†

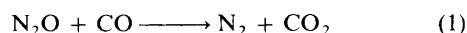
Chen-Shun Li, Kin-Seng Sun and Chien-Hong Cheng\*

Department of Chemistry, National Tsing Hua University, Hsinchu, Taiwan, Republic of China

Metal carbonyls  $[\text{FeH}(\text{CO})_4]^-$ ,  $[\text{Fe}_3(\text{CO})_{11}]^{2-}$  and  $[\text{Ru}_3(\text{CO})_{12}]$  in the presence of  $\text{KO}_2\text{CMe}$  in dimethyl sulfoxide are effective catalyst systems for the reduction of  $\text{N}_2\text{O}$  to  $\text{N}_2$  by  $\text{CO}$ . The observed catalytic activity for  $[\text{FeH}(\text{CO})_4]^-$  of 4.56 turnover number per h at  $100^\circ\text{C}$  under a total pressure of less than 1 atm is the highest among the catalyst systems using  $\text{KO}_2\text{CMe}$  as the base. The kinetics of the reduction of  $\text{N}_2\text{O}$  by  $\text{CO}$  catalysed by the  $[\text{FeH}(\text{CO})_4]^-$ - $\text{KO}_2\text{CMe}$  system was investigated. A first-order dependence of the rate on both  $p_{\text{N}_2\text{O}}$  and the concentration of  $[\text{FeH}(\text{CO})_4]^-$  was established. The activation parameters  $\Delta H^\ddagger$  and  $\Delta S^\ddagger$  are  $56.1\text{ kJ mol}^{-1}$  and  $-180\text{ J K}^{-1}\text{ mol}^{-1}$ , respectively. The ion  $[\text{FeH}(\text{CO})_4]^-$  is converted into  $[\text{Fe}_2(\text{CO})_8]^{2-}$  during the course of catalysis. The reaction of  $[\text{Fe}_2(\text{CO})_8]^{2-}$  with  $\text{N}_2\text{O}$  yields 2.68 mol of  $\text{N}_2$  and 1.38 mol of  $\text{CO}_2$  per mol of the dinuclear species within 5 h at ambient temperature. This reaction is believed to be the process responsible for the catalytic reaction. A catalytic cycle including nucleophilic attack of  $[\text{Fe}_2(\text{CO})_8]^{2-}$  on  $\text{N}_2\text{O}$  to give a  $\text{N}_2\text{O-Fe}$  adduct, followed by an interligand oxygen transfer from the co-ordinated  $\text{N}_2\text{O}$  to  $\text{CO}$  to give  $\text{N}_2$  and  $\text{CO}_2$ , is proposed to account for the observed catalysis. Another possible mechanism involving an electron transfer between  $[\text{Fe}_2(\text{CO})_8]^{2-}$  and  $\text{N}_2\text{O}$  as the first step is also discussed.

Nitrous oxide is a rather inert gas<sup>1</sup> and an extremely poor ligand.<sup>2,3</sup> To date, there is only one well characterized complex of  $\text{N}_2\text{O}$  which decomposes to give  $\text{N}_2\text{O}$  under mild conditions.<sup>4,5</sup> Compared to other nitrogen oxides,  $\text{N}_2\text{O}$  is much less reactive towards oxidation and reduction at room temperature. One of the few known reactions is its deoxygenation by transition-metal complexes.<sup>1,2</sup> A related catalytic oxidation of  $\text{PPh}_3$  by  $\text{N}_2\text{O}$  using a cobalt(i) complex was also observed.<sup>6</sup>

The reduction of  $\text{N}_2\text{O}$  by carbon monoxide to dinitrogen [reaction (1)] does not proceed at an appreciable rate below



1000 K,<sup>7</sup> despite the fact that it is extremely thermodynamically favourable.<sup>8</sup> Heterogeneous systems are known to catalyse this environmentally important reaction typically at elevated temperature.<sup>3,9</sup> It is only recently that homogeneous catalysis of reaction (1) was first reported by us using a rhodium carbonyl compound in the presence of base.<sup>8</sup> The compound employed,  $[\text{Rh}_2(\text{CO})_4\text{Cl}_2]$ , was converted into the catalytically active  $[\text{Rh}(\text{CO})_4]^-$ . The reaction of  $[\text{Rh}(\text{CO})_4]^-$  with  $\text{N}_2\text{O}$  yielding  $\text{N}_2$  and  $\text{CO}_2$  simultaneously was responsible for the product formation. An electron-transfer mechanism was proposed. Isotopic labelling studies suggested that a direct oxygen transfer from co-ordinated  $\text{N}_2\text{O}$  to  $\text{CO}$  took place.

The success of rhodium carbonyl species in the catalysis of reaction (1) led us to examine the possibility of using other metal carbonyl anions as the catalyst systems. In this paper we report the results of studies on the catalytic activities for reaction (1) of carbonyl compounds of Group 8. These new catalyst systems appear to show activities greater than those of the cobalt family under the same reaction conditions.

## Experimental

**Materials.**—The following compounds were obtained from the indicated suppliers:  $[\text{Fe}(\text{CO})_5]$ ,  $[\text{Ru}_3(\text{CO})_{12}]$  (Strem),

$\text{KOH}$ ,  $\text{KO}_2\text{CMe}$ , dimethyl sulfoxide (dmsO), dimethylformamide (dmf) (Merck),  $\text{N}_2\text{O}$ ,  $\text{CO}$  and  $\text{CH}_4$  (Matheson); dmsO and dmf were dried over calcium hydride prior to use. The salts  $[\text{N}(\text{PPh}_3)_2][\text{FeH}(\text{CO})_4]^{10}$ ,  $[\text{N}(\text{PPh}_3)_2][\text{Fe}_3\text{H}(\text{CO})_{11}]^{11}$ ,  $[\text{N}(\text{PPh}_3)_2]_2[\text{Fe}_3(\text{CO})_{11}]^{12}$  and  $[\text{N}(\text{PPh}_3)_2]_2[\text{Fe}_4(\text{CO})_{13}]^{13}$  were prepared as described in the literature.

**General Procedure.**—Infrared spectra were recorded on a Perkin-Elmer model 781 and a Bomem DA 3002 Fourier-transform spectrometer in 0.10 mm  $\text{CaF}_2$  solution cells and EPR spectra on a Bruker 200D-SRC EPR instrument operated in the X band. A Varian Aerograph model 3700 gas chromatograph with a Shimadzu model Chromatopac C-R1B microprocessor was used for analysis of gas mixtures. A Pressure-Lok gas syringe obtained from Precision Sampling was employed for gas samplings. Separation of  $\text{CO}$  and  $\text{N}_2$  was achieved on a molecular sieve 5A column, while a Porapak Q column was used to separate  $\text{CH}_4$ ,  $\text{CO}_2$  and  $\text{N}_2\text{O}$ . Helium was employed as the carrier gas for GC analysis and methane as the internal standard. Calibration plots of  $\text{CO}$ ,  $\text{CO}_2$  and  $\text{N}_2$  were obtained according to procedures reported previously.<sup>14,15</sup> The reaction vessels were 24/40 single-neck round-bottom flasks ( $\approx 300\text{ cm}^3$ ) connected *via* a side arm to a three-way stopcock. One stopcock lead was attached to a vacuum pump, and the other was used for addition of gases or stopped with a septum to allow gas sampling. A ground-glass adapter connected the vessel to a mercury manometer used to measure the initial partial pressure of each gas added. The reaction vessel was immersed in an oil to a fixed level. Both the solution and the oil-bath were stirred magnetically. A heating element connected *via* a contact thermometer to a mercury relay was employed to heat the system to a desired temperature.

**Measurements of the Catalytic Activities of Various Metal Carbonyl Compounds.**—A reaction vessel ( $305\text{ cm}^3$ ) containing  $[\text{Ru}_3(\text{CO})_{12}]$  ( $4.77 \times 10^{-5}\text{ mol}$ ), dmsO ( $30\text{ cm}^3$ ) and  $\text{KO}_2\text{CMe}$  ( $1.02 \times 10^{-2}\text{ mol}$ ) was evacuated and charged with 360 Torr of  $\text{CO}$  and 350 Torr of  $\text{N}_2\text{O}$ . The system was heated with stirring at  $100^\circ\text{C}$  for 7 h; the solution was cooled to room temperature and the gas mixture over the solution was sampled with a gas

† Non-SI units employed: Torr  $\approx 133\text{ Pa}$ , atm = 101 325 Pa.

**Table 1** Results of the reduction of N<sub>2</sub>O with CO catalysed by various metal carbonyls<sup>a</sup>

Entry	Catalyst (mmol)	Solvent	Base	T/°C	t/h	Gas consumed		Gas produced		Average rate/ turnovers h <sup>-1</sup>
						CO(Torr)	N <sub>2</sub> O(Torr)	CO <sub>2</sub> (Torr) <sup>b</sup>	N <sub>2</sub> (Torr)	
I	[Rh(CO) <sub>4</sub> ] <sup>-</sup> (0.106)	dmsO	KOH	80	2	162	180	41	185	14.8
II	[Ru <sub>3</sub> (CO) <sub>12</sub> ] (0.0353)	dmsO	KOH	80	2	261	219	0	217	16.8
III	(0.0477)	dmsO	KO <sub>2</sub> CMe	100	7	143	140	117(139)	145	2.15
IV	(0.0782)	dmsO	KO <sub>2</sub> CMe	80	7	192	191	129(160)	180	1.55
V	[Os <sub>3</sub> (CO) <sub>12</sub> ] (0.0477)	dmsO	KO <sub>2</sub> CMe	100	7	18	11	9(10)	16	0.25
VI	[FeH(CO) <sub>4</sub> ] <sup>-</sup> (0.143)	dmsO	KO <sub>2</sub> CMe	80	6	213	186	137(170)	169	2.79
VII	(0.143)	dmsO	KO <sub>2</sub> CMe	100	7	316	338	242(300)	322	4.56
VIII	(0.143)	dmf	KO <sub>2</sub> CMe	80	7	80	85	67(83)	91	1.29
IX	(0.143)	dmf	—	100	10	203	206	162(201)	198	1.96
X	(0.143)	dmf	NEt <sub>3</sub>	100	10	213	169	132(164)	173	1.71
XI	[Fe <sub>3</sub> (CO) <sub>11</sub> ] <sup>2-</sup> (0.048)	dmsO	KO <sub>2</sub> CMe	80	6	137	112	87(108)	118	1.95
XII	[Fe <sub>3</sub> H(CO) <sub>11</sub> ] <sup>-</sup> (0.048)	dmsO	KO <sub>2</sub> CMe	80	10	24	32	19(24)	28	0.28
XIII	[Fe <sub>4</sub> (CO) <sub>13</sub> ] <sup>2-</sup> (0.036)	dmsO	KO <sub>2</sub> CMe	80	9	44	46	37(64)	51	0.57
XIV	[Rh <sub>2</sub> (CO) <sub>4</sub> Cl <sub>2</sub> ] (0.154)	dmsO	KO <sub>2</sub> CMe	100	4	120	113	101	128	1.47

<sup>a</sup> See Experimental section for reaction conditions; N(PPh<sub>3</sub>)<sub>2</sub><sup>+</sup> was the counter-cation whenever metal carbonyl anions were used. <sup>b</sup> Data in parentheses corrected for CO<sub>2</sub> produced after considering its solubility in the catalyst solution.

syringe and analysed by gas chromatography. The results indicated that 143 Torr of CO and 140 Torr of N<sub>2</sub>O were consumed and 117 Torr of CO<sub>2</sub> and 145 Torr of N<sub>2</sub> were produced.

The activities of other metal carbonyls were measured by the same method and the results and detailed reaction conditions are presented in Table 1.

**Kinetic Runs.**—A reaction vessel (310 cm<sup>3</sup>) containing [N(PPh<sub>3</sub>)<sub>2</sub>][FeH(CO)<sub>4</sub>] (1.43 × 10<sup>-4</sup> mol), KO<sub>2</sub>CMe (1.02 × 10<sup>-2</sup> mol) and dmsO (30 cm<sup>3</sup>) was evacuated, charged with the desired pressures of CO, N<sub>2</sub>O and a small amount of methane as an internal standard and then immersed in a preheated oil-bath. The solution was stirred magnetically at a constant spinning rate and the gas mixture over the solution was sampled and analysed periodically by gas chromatography. The results and detailed reaction conditions are presented in Table 2 and Figs. 1–3.

## Results and Discussion

The catalysis of reaction (1) was typically carried out in a vessel (305 cm<sup>3</sup>) containing 0.143 mmol of metal carbonyl, 1.00 g of base and 30 cm<sup>3</sup> of solvent under 350 Torr of N<sub>2</sub>O and 360 Torr of CO at a temperature between 80 and 100 °C. The procedure for the catalytic reaction and the methods for analysing the gas components during the reaction follow those reported previously.<sup>14,15</sup> The detailed reaction conditions and the results obtained are presented in Table 1. Most runs in Table 1 were performed in the presence of KO<sub>2</sub>CMe due to the fact that this base accelerates the catalysis, but does not irreversibly absorb CO<sub>2</sub> produced from the reaction. Surprisingly, the most active catalyst using this base is [FeH(CO)<sub>4</sub>]<sup>-</sup> in dmsO with a turnover number per h of 4.56 at 100 °C; [Fe<sub>3</sub>(CO)<sub>11</sub>]<sup>2-</sup> and [Ru<sub>3</sub>(CO)<sub>12</sub>] exhibit activities of 1.95 turnover h<sup>-1</sup> at 80 °C and 2.15 turnover h<sup>-1</sup> at 100 °C, respectively. These activities are greater than that of the reported [Rh<sub>2</sub>(CO)<sub>4</sub>Cl<sub>2</sub>]-KO<sub>2</sub>CMe system which is 1.47 turnovers h<sup>-1</sup> at 100 °C.<sup>8</sup> It should be noted that the comparison of the activities of various metal carbonyls is based on the number of moles of N<sub>2</sub> produced per mol of metal atom per hour. Other metal carbonyls that are less active include [Os<sub>3</sub>(CO)<sub>12</sub>], [Fe<sub>3</sub>H(CO)<sub>11</sub>]<sup>-</sup> and [Fe<sub>4</sub>(CO)<sub>13</sub>]<sup>2-</sup>. Although [Rh(CO)<sub>4</sub>]<sup>-</sup> is known to be the active species in the [Rh<sub>2</sub>(CO)<sub>4</sub>Cl<sub>2</sub>]-KO<sub>2</sub>CMe system, the closely related [Co(CO)<sub>4</sub>]<sup>-</sup> and [Ir(CO)<sub>4</sub>]<sup>-</sup> show essentially no activity for reaction (1) under the same conditions. The results in Table 1 reveal that the activities of iron carbonyl anions lie in the following order [FeH(CO)<sub>4</sub>]<sup>-</sup> > [Fe<sub>3</sub>(CO)<sub>11</sub>]<sup>2-</sup> ≫ [Fe<sub>4</sub>(CO)<sub>13</sub>]<sup>2-</sup> > [Fe<sub>3</sub>H(CO)<sub>11</sub>]<sup>-</sup>. In dmsO in the presence of KOH, [Ru<sub>3</sub>(CO)<sub>12</sub>] shows activity comparable to that of [Rh(CO)<sub>4</sub>]<sup>-</sup>, while [Co(CO)<sub>4</sub>]<sup>-</sup>, [Ir(CO)<sub>4</sub>]<sup>-</sup> and [Os<sub>3</sub>(CO)<sub>12</sub>] are essentially inactive, and all iron carbonyl anions decompose under the reaction conditions.

**Identification of Catalytic Intermediates.**—In order to understand the mechanism of the catalytic reaction, attempts were made to identify the active catalyst intermediates by examining the catalyst solution using spectroscopic methods. A small portion of the reaction solutions during the course of catalysis was withdrawn periodically and immediately analysed by Fourier-transform infrared spectroscopy. For the catalysis of reaction (1) using [N(PPh<sub>3</sub>)<sub>2</sub>][FeH(CO)<sub>4</sub>], [FeH(CO)<sub>4</sub>]<sup>-</sup> (1910m and 1880vs cm<sup>-1</sup>) was rapidly converted into [Fe<sub>2</sub>(CO)<sub>8</sub>]<sup>2-</sup> (1910s and 1860s cm<sup>-1</sup>)<sup>16</sup> in 10 min at the beginning of the catalysis and remained the same to the end of the reaction. Interestingly, when [N(PPh<sub>3</sub>)<sub>2</sub>][Fe<sub>3</sub>(CO)<sub>11</sub>] was used as the catalyst precursor, the dianion was also converted into [Fe<sub>2</sub>(CO)<sub>8</sub>]<sup>2-</sup> during the course of the catalysis of reaction (1). In the [Ru<sub>3</sub>(CO)<sub>12</sub>]-KO<sub>2</sub>CMe system, [Ru<sub>3</sub>(CO)<sub>12</sub>] was converted into [Ru<sub>4</sub>(CO)<sub>13</sub>]<sup>2-</sup> dianion (1950s and 1900s cm<sup>-1</sup>)<sup>17</sup> during the catalytic reaction.

**Reaction of N<sub>2</sub>O with Iron Carbonyl Anions.**—Measurements of the reactivities of N<sub>2</sub>O toward various metal carbonyl anions also help to understand the nature of the catalysis of reaction (1). In the absence of CO, [N(PPh<sub>3</sub>)<sub>2</sub>][FeH(CO)<sub>4</sub>] in dmsO reacted with N<sub>2</sub>O at ambient temperature to produce 2.46 equivalents of N<sub>2</sub> and 0.91 equivalents of CO<sub>2</sub> and consumed 2.51 equivalents of N<sub>2</sub>O in 1 h. If the reaction was allowed to proceed for 24 h at ambient temperature, a near complete oxidation of [FeH(CO)<sub>4</sub>]<sup>-</sup> by N<sub>2</sub>O was observed. The system produced 5.7 equivalents of N<sub>2</sub> and 2.4 equivalents of CO<sub>2</sub> and consumed 6.4 equivalents of N<sub>2</sub>O. Thus, it appears that [FeH(CO)<sub>4</sub>]<sup>-</sup> may be considered as a 12-electron reductant which can react with 6N<sub>2</sub>O to give 6N<sub>2</sub> and 4CO<sub>2</sub> as summarised in equation (2).

[FeH(CO)<sub>4</sub>]<sup>-</sup> + 6N<sub>2</sub>O →

$$6\text{N}_2 + 4\text{CO}_2 + \text{FeO} + \text{OH}^-$$

$$\downarrow$$

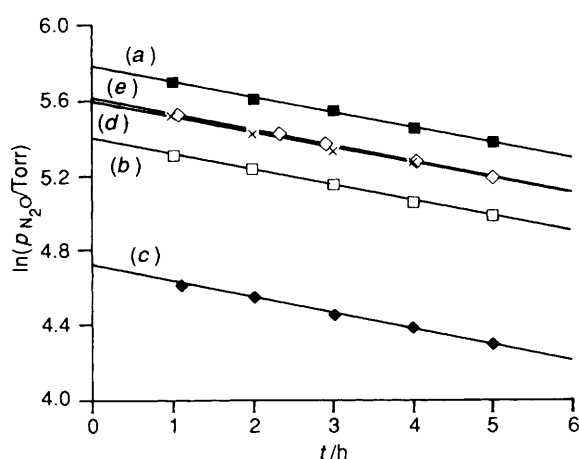
$$3\text{CO}_2 + \text{HCO}_3^- \quad (2)$$

During the course of the reaction of [FeH(CO)<sub>4</sub>]<sup>-</sup> with N<sub>2</sub>O, [Fe<sub>3</sub>(CO)<sub>11</sub>]<sup>2-</sup> was observed as an intermediate product which reacted further with N<sub>2</sub>O to yield N<sub>2</sub> and CO<sub>2</sub>. The reaction of

**Table 2** Effect of  $p_{N_2O}$ ,  $p_{CO}$ ,  $[FeH(CO)_4^-]^a$  and temperature on the catalytic rate<sup>b</sup>

Run	$10^3 [FeH(CO)_4^-]/$ $mol\ dm^{-3}$	$p_{N_2O}/Torr$	$p_{CO}/Torr$	$T^b/^\circ C$	$10^5 k_{obs}^c/s^{-1}$
(a)	4.77	320	458	85	$2.22 \pm 0.03$
(b)	4.77	231	460	85	$2.28 \pm 0.02$
(c)	4.77	126	456	85	$2.33 \pm 0.03$
(d)	4.77	268	502	85	$2.20 \pm 0.02$
(e)	4.77	272	353	85	$2.27 \pm 0.05$
(f)	1.67	192	472	100.5	$1.72 \pm 0.03$
(g)	3.17	204	460	100.5	$3.17 \pm 0.05$
(h)	4.77	193	452	100.5	$5.08 \pm 0.04$
(i)	6.67	193	462	100.5	$7.17 \pm 0.04$
(j)	8.33	197	465	100.5	$9.75 \pm 0.06$
(k)	4.77	194	493	100	$5.08 \pm 0.01$
(l)	4.77	210	488	92	$3.13 \pm 0.02$
(m)	4.77	203	490	85	$2.27 \pm 0.01$
(n)	4.77	200	510	75	$1.29 \pm 0.01$

<sup>a</sup> The salt  $[N(PPH_3)_2][FeH(CO)_4^-]$  was used. <sup>b</sup> The reaction conditions were described in the Experimental section; methane was used as the internal standard. Temperature deviation  $\pm 0.3^\circ C$ . <sup>c</sup> The estimated errors for  $k_{obs}$  are listed as standard deviations from linear regressions; a 3% error is estimated for each gas pressure measured.

**Fig. 1** Effect of the partial pressures of  $N_2O$  and  $CO$  on the rate of disappearance of  $N_2O$ ; plots for runs (a)–(e) in Table 2

$[Fe_3(CO)_{11}]^{2-}$  with  $N_2O$  (1 atm) give 0.45 equivalent of  $N_2$  and 0.058 equivalent of  $CO_2$  in 15 h at room temperature. This reaction is much slower than that of  $[FeH(CO)_4^-]$  with  $N_2O$ . It is interesting that, in the presence of  $CO$ ,  $[Fe_3(CO)_{11}]^{2-}$  is reduced to  $[Fe_2(CO)_8]^{2-}$  which was not further reduced by  $CO$  under the reaction conditions. The latter species also reacts with  $N_2O$  to give 2.68 mol of  $N_2$  and 1.38 mol of  $CO_2$  per mol of the dinuclear species within 5 h at ambient temperature. From these studies it appears that the reactivities of iron carbonyl anions toward  $N_2O$  and their catalytic activities for reaction (1) follow the same trend, *i.e.*  $[FeH(CO)_4^-] > [Fe_2(CO)_8]^{2-} > [Fe_3(CO)_{11}]^{2-}$ .

**Kinetic Investigations.**—The catalysis of reaction (1) using  $[N(PPH_3)_2][FeH(CO)_4^-] \cdot KO_2CMe$  was chosen for kinetic investigations to gain further understanding of the mechanism of the catalytic reaction. These studies were performed by measuring the rate of disappearance of  $N_2O$ . The gas mixture over the catalytic solution was periodically sampled and analysed by gas chromatography. Peak areas were converted into partial pressures by using calibration plots and corrected to their values at  $27^\circ C$  by employing methane as the internal standard.

**Effect of  $N_2O$  and  $CO$  partial pressures.** The dependence of the catalytic rate on the partial pressure of  $N_2O$  was studied by using solutions containing  $[N(PPH_3)_2][FeH(CO)_4^-]$  ( $4.77 \times 10^{-3}$  mol  $dm^{-3}$ ),  $KO_2CMe$  ( $0.340$  mol  $dm^{-3}$ ) and  $dmsO$  ( $30.0$  cm<sup>3</sup>).

While the initial partial pressure of  $N_2O$  was varied from 320 to 126 Torr, a constant  $CO$  pressure of  $458 \pm 2$  Torr was employed. The detailed reaction conditions are listed in Table 2. As depicted in Fig. 1, plots of  $\ln p_{N_2O}$  vs. time were linear for runs (a)–(c). These results indicate that the catalytic rate is first order in the partial pressure of  $N_2O$ . Further support of this relation comes from the slopes of these lines which are virtually constant within experimental error. All the slopes were determined by least-squares fit of the data. Consequently, the rate of the observed catalysis may be expressed according to equation (3) where  $k_{obs} = (2.28 \pm 0.05) \times 10^{-5} s^{-1}$  is the average slope of lines (a)–(c) in Fig. 1.

$$-dp_{N_2O}/dt = k_{obs}p_{N_2O} \quad (3)$$

To determine the effect of the partial pressure of  $CO$  on the catalytic rate, two kinetic runs with the same initial  $N_2O$  pressure of  $270 \pm 2$  Torr and an initial  $CO$  partial pressure of 502 Torr for run (d) and 353 Torr for run (e) were performed. Again, linear plots of  $\ln p_{N_2O}$  vs. time were obtained. Moreover, the slopes are the same as those of runs (a)–(c) within experimental error (Table 2). These results strongly imply that the rate of catalysis is independent of the partial pressure of  $CO$ . We had found that it was necessary to keep the partial pressure of  $CO$  higher than that of the  $N_2O$  during the catalytic reaction. A slight decrease in the catalyst activity would result if the partial pressure of  $CO$  was lower than that of  $N_2O$ .

**Effect of iron concentration.** To establish the dependence of the catalytic rate on the concentration of the iron catalyst, solutions with  $[FeH(CO)_4^-]$  varying from  $1.67 \times 10^{-3}$  to  $8.33 \times 10^{-3}$  mol  $dm^{-3}$  were employed for kinetic studies. Linear plots of  $\ln p_{N_2O}$  vs. time with different slopes were observed. A plot of  $\log(k_{obs})$  vs.  $\log[FeH(CO)_4^-]$  is linear (Fig. 2) with a slope of  $1.07 \pm 0.04$  indicative of a first-order dependence of the catalytic rate on the concentration of the iron catalyst. Thus, the rate law may be written as in equation (4) where  $k = (4.78 \pm 0.10) \times 10^{-3} dm^3 mol^{-1} s^{-1}$ .

$$-dp_{N_2O}/dt = k[FeH(CO)_4^-]p_{N_2O} \quad (4)$$

**Effect of temperature.** The influence on the catalytic rate of changing the reaction temperature was investigated in the range 100–75  $^\circ C$ . The catalyst solutions were prepared in a way similar to those of runs (a)–(c). A plot of  $\ln(k/T)$  as a function of  $1/T$  yields a straight line (Fig. 3), from the slope and intercept of which the activation parameters were calculated using the Eyring equation:  $\Delta H^\ddagger = 56.1$  kJ  $mol^{-1}$ ,  $\Delta S^\ddagger = -180$  J  $K^{-1} mol^{-1}$ , and  $\Delta G_{298}^\ddagger = 110$  kJ  $mol^{-1}$ .

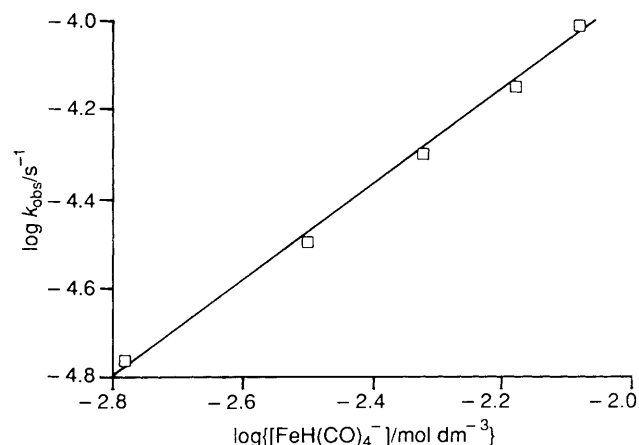


Fig. 2 Effect of  $[\text{FeH}(\text{CO})_4^-]$  on  $k_{\text{obs}}$ ; plots for runs (f)–(j) in Table 2

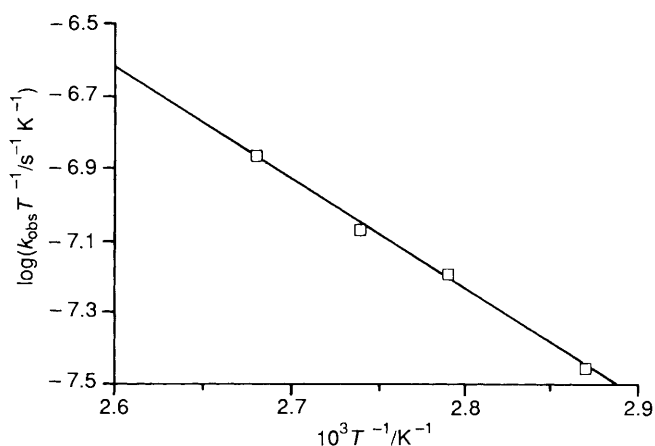


Fig. 3 Eyring plot of  $k_{\text{obs}}$  over the temperature range 75–100 °C for runs (k)–(n) in Table 2

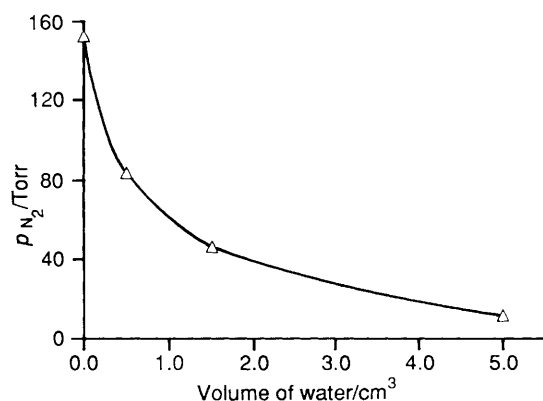


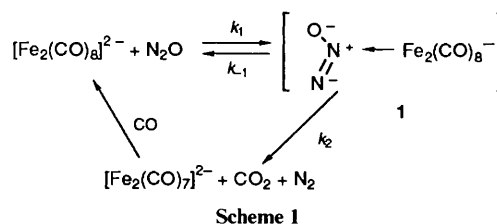
Fig. 4 Effect of water concentration on the rate of production of  $\text{N}_2$ . Reaction conditions:  $[\text{N}(\text{PPh}_3)_2][\text{FeH}(\text{CO})_4^-]$  ( $1.43 \times 10^{-4}$  mol);  $\text{KO}_2\text{-CMe}$  ( $5.1 \times 10^{-3}$  mol); dmsO ( $30 \text{ cm}^3$  – the amount of water added); CO (420 Torr),  $\text{N}_2\text{O}$  (390 Torr); temperature  $81 \pm 1$  °C; reaction time 5 h

**Effect of water and solvent.** The dependence of the catalytic rate on the amount of water in the catalyst solutions was investigated by introducing varied amounts of water to catalyst solutions having the same compositions as those in run (a). The initial partial pressures of  $\text{N}_2\text{O}$  and CO were 390 and 420 Torr, respectively, and the reaction temperature was  $81 \pm 1$  °C. Each run was allowed to proceed for 5 h before the reaction was terminated and cooled for GC analysis. A plot of the dinitrogen formation as a function of the water concentration in the catalyst solution is shown in Fig. 4. It is clear that the catalytic activity dramatically decreases as the amount of water increases.

The catalytic rate also depends greatly on the type of solvent used for the catalysis. In general, aprotic solvents, such as dmsO and dmf gave higher catalytic rates than does a protic solvent. For example, the  $[\text{FeH}(\text{CO})_4^-]\text{-KO}_2\text{CMe}$  system in dmsO (entry VI of Table 1) produced 169 Torr of  $\text{N}_2$  and 170 Torr of  $\text{CO}_2$  in 6 h at 80 °C, while the same system in ethylene glycol gave only 3 Torr of  $\text{N}_2$  and 3 Torr of  $\text{CO}_2$  under the same conditions.

**Catalytic Mechanism.**—It is clear from the foregoing studies that iron carbonyl anions such as  $[\text{FeH}(\text{CO})_4^-]$ ,  $[\text{Fe}_2(\text{CO})_8]^{2-}$  and  $[\text{Fe}_3(\text{CO})_{11}]^{2-}$  are able to reduce  $\text{N}_2\text{O}$  to give  $\text{N}_2$  and  $\text{CO}_2$ . Although their catalytic activities varied, these carbonyl anions are all effective catalyst systems for reaction (1). Moreover, they are all converted into  $[\text{Fe}_2(\text{CO})_8]^{2-}$  during the course of catalysis. Thus, it is reasonable to think that  $[\text{Fe}_2(\text{CO})_8]^{2-}$  is the catalytically active species responsible for the reduction of  $\text{N}_2\text{O}$  and  $\text{CO}_2$ . Under the catalytic conditions,  $[\text{FeH}(\text{CO})_4^-]$  is rapidly oxidized by  $\text{N}_2\text{O}$  to  $[\text{Fe}_2(\text{CO})_8]^{2-}$  in the presence of CO, while  $[\text{Fe}_3(\text{CO})_{11}]^{2-}$  is much less reactive toward  $\text{N}_2\text{O}$ , but is reduced more rapidly by CO to  $[\text{Fe}_2(\text{CO})_8]^{2-}$ . As a result, both  $[\text{FeH}(\text{CO})_4^-]$  and  $[\text{Fe}_3(\text{CO})_{11}]^{2-}$  cannot be maintained at high concentration during the catalysis of reaction (1).

On the basis of the kinetic results, the fact that both  $\text{N}_2$  and  $\text{CO}_2$  are produced simultaneously and the assumption that  $[\text{Fe}_2(\text{CO})_8]^{2-}$  is the active species, the mechanism shown in Scheme 1 is proposed to account for the observed catalysis. This mechanism involves nucleophilic attack of the  $[\text{Fe}_2(\text{CO})_8]^{2-}$  anion at  $\text{N}_2\text{O}$  to give a  $\text{N}_2\text{O-Fe}$  adduct **1** as the first step. Interligand oxygen transfer from the co-ordinated  $\text{N}_2\text{O}$  to CO leads to the evolution of  $\text{N}_2$  and  $\text{CO}_2$  from the adduct. Finally, the resulting  $[\text{Fe}_2(\text{CO})_7]^{2-}$  picks up a free CO molecule to regenerate  $[\text{Fe}_2(\text{CO})_8]^{2-}$  and completes the catalytic cycle. If we view the co-ordinated  $\text{N}_2\text{O}$  in **1** as  $\text{N}_2\text{O}^{2-}$ , it is isoelectronic to a *N*-co-ordinated  $\text{NO}_2^-$ . The latter is known readily to transfer one of the oxygens to a bonded CO ligand.<sup>18</sup>



During the course of catalysis a steady-state condition is established and all of the iron carbonyl species in the catalytic solution are present at a constant concentration. Application of the steady-state approximation to Scheme 1 leads to the rate law (5). Since  $[\text{Fe}_2(\text{CO})_8]^{2-}$  is the major species in the catalyst

$$\begin{aligned}
 -\Delta p_{\text{N}_2\text{O}}/\text{dt} &= k_2[\mathbf{1}] = \frac{k_1 k_2}{k_{-1} + k_2} [\text{Fe}_2(\text{CO})_8]^{2-} p_{\text{N}_2\text{O}} \\
 &= k' [\text{Fe}_2(\text{CO})_8]^{2-} p_{\text{N}_2\text{O}} \\
 &= k [\text{FeH}(\text{CO})_4^-] p_{\text{N}_2\text{O}} \quad (5)
 \end{aligned}$$

solution its concentration may be considered as half that of the initial iron carbonyl anion  $[\text{FeH}(\text{CO})_4^-]$ . Thus, the rate law derived from Scheme 1 is completely consistent with the kinetic experiments which show that the rate of consumption of  $\text{N}_2\text{O}$  is first order in the iron concentration and first order in the partial pressure of  $\text{N}_2\text{O}$ . The rate law (5) as well as the kinetic results do not provide information on the rate-limiting step. Either the attack of  $[\text{Fe}_2(\text{CO})_8]^{2-}$  at  $\text{N}_2\text{O}$  or the decomposition of **1** to give  $\text{N}_2$  and  $\text{CO}_2$  is possible as the rate limiting step from the kinetic results. However, in view of the observation that the reactivities of iron carbonyl anion toward  $\text{N}_2\text{O}$  increase with

increasing negative charge on the metal centre, the rate-limiting step is likely to be nucleophilic attack of  $[\text{Fe}_2(\text{CO})_8]^{2-}$  at  $\text{N}_2\text{O}$ .

Although the present kinetic results are similar to those for the rhodium-catalysed reaction,<sup>8</sup> the catalytic mechanisms proposed for these two systems are quite different. An electron-transfer between  $[\text{Rh}(\text{CO})_4]^-$  and  $\text{N}_2\text{O}$  was proposed as the first step for the rhodium-catalysed reaction, while a nucleophilic attack of  $[\text{Fe}_2(\text{CO})_8]^{2-}$  at  $\text{N}_2\text{O}$  was the first step for the catalysis by iron carbonyl anions. There are two reasons which lead us to propose the present none electron-transfer mechanism for the iron-catalysed reaction. First, in the reaction of  $\text{N}_2\text{O}$  with  $[\text{FeH}(\text{CO})_4]^-$  or  $[\text{Fe}_2(\text{CO})_8]^{2-}$  we were unable to detect any iron- $\text{N}_2\text{O}$  radical anion as was observed in the reaction of  $\text{N}_2\text{O}$  with  $[\text{Rh}(\text{CO})_4]^-$ . Furthermore, unlike the catalysis with the rhodium system which requires both the presence of  $[\text{Rh}(\text{CO})_4]^-$  and  $[\text{Rh}_4(\text{CO})_{11}]^{2-}$ , the catalysis of reaction (1) in the presence of  $[\text{Fe}_2(\text{CO})_8]^{2-}$  does not need other iron carbonyl anions as cocatalyst.

The large negative entropy of activation  $180 \text{ J K}^{-1} \text{ mol}^{-1}$  is surprising, but may be understood based on the proposed mechanism. In Scheme 1 those steps which effect the rate law of the observed catalysis include the dissolution of gaseous  $\text{N}_2\text{O}$ , the co-ordination of  $\text{N}_2\text{O}$  to  $[\text{Fe}_2(\text{CO})_8]^{2-}$  giving a charge-separated  $\text{N}_2\text{O-Fe}$  adduct, and the oxygen transfer from co-ordinated  $\text{N}_2\text{O}$  to CO. These rate-limiting steps are all greatly entropy-decreasing reactions. It is clear from equation (5) that the observed total entropy results from a combination of these steps, although the contribution of each step to the total entropy cannot be determined at the present time. Homogeneous catalysis involving the transfer of gaseous substrates to the catalytic solutions in the rate-limiting steps generally has a large negative entropy of activation.<sup>8,15</sup>

### Conclusion

It seems that carbonyl anions with sufficient electron density on the metal centres are vital for the carbonyl species to be effective in the catalysis of reaction (1). The observation that  $[\text{Rh}(\text{CO})_4]^-$ ,  $[\text{Fe}_2(\text{CO})_8]^{2-}$  and likely  $[\text{Ru}_4(\text{CO})_{13}]^{2-}$  are the anions responsible for the  $\text{N}_2\text{O}$  reduction in the corresponding metal carbonyl systems demonstrates that the catalytically active species for reaction (1) may be either mononuclear or cluster anions. For the  $[\text{FeH}(\text{CO})_4]^-$ - $\text{KO}_2\text{CMe}$  and  $[\text{Fe}_3(\text{CO})_{11}]^{2-}$ - $\text{KO}_2\text{CMe}$  systems the anions were converted into  $[\text{Fe}_2(\text{CO})_8]^{2-}$  during the course of catalysis. The kinetics of the  $[\text{FeH}(\text{CO})_4]^-$ - $\text{KO}_2\text{CMe}$  and the reported  $[\text{Rh}(\text{CO})_4]^-$  systems are similar, being first order in the concentration of metal and first order in the partial pressure of  $\text{N}_2\text{O}$ . A simple

nucleophilic attack of  $[\text{Fe}_2(\text{CO})_8]^{2-}$  at  $\text{N}_2\text{O}$  is proposed to account for the observed kinetics. Finally, metal carbonyls of the iron family generally appear to be more active than those of the cobalt family.

### Acknowledgements

We thank the National Science Council of the Republic of China (NSC79-0208-M007-08) for support of this work.

### References

- 1 R. G. S. Banks, R. J. Henderson and J. M. Pratt, *Chem. Commun.*, 1967, 387.
- 2 F. Bottomley, I. J. B. Lin and M. Mukaida, *J. Am. Chem. Soc.*, 1980, **102**, 5238.
- 3 M. L. H. Green and C. R. Lucas, *J. Chem. Soc., Dalton Trans.*, 1972, 1000.
- 4 F. Bottomley and J. R. Crawford, *J. Am. Chem. Soc.*, 1972, **94**, 9092; A. A. Diamantis, G. J. Sparrow, M. R. Snow and T. C. Norman, *Aust. J. Chem.*, 1975, **28**, 1231.
- 5 F. Bottomley and W. V. F. Books, *Inorg. Chem.*, 1977, **16**, 501.
- 6 A. Yamamoto, S. Kiazume, L. S. Pu and S. Ikeda, *J. Am. Chem. Soc.*, 1971, **93**, 371.
- 7 H. Lolrat, F. Caralp and M. Destriau, *J. Phys. Chem.*, 1983, **87**, 2455; M. C. Lin and S. H. Bauer, *J. Chem. Phys.*, 1969, **50**, 3377.
- 8 W. P. Fang and C. H. Cheng, *J. Chem. Soc., Chem. Commun.*, 1986, 503; J. D. Lee, W. P. Fang, C. S. Li and C. H. Cheng, *J. Chem. Soc., Dalton Trans.*, 1991, 1923.
- 9 M. Kobayashi and H. Takegami, *J. Chem. Soc., Faraday Trans. 1*, 1984, 1221; G. L. Vogler, X. Z. Jiang, J. A. Dumesic and R. J. Madon, *J. Mol. Catal.*, 1984, **89**, 116; S. Akbar and R. W. Joyner, *J. Chem. Soc., Faraday Trans. 1*, 1981, 803; C. Angeletti, A. Cimino and V. Indovina, *J. Chem. Soc., Faraday Trans. 1*, 1981, 641; R. Schleppey, jun. and Y. T. Shah, *Ind. Eng. Chem., Prod. Res. Dev.*, 1977, **16**, 47.
- 10 R. B. King and F. G. A. Stone, *Inorg. Synth.*, 1965, **8**, 193.
- 11 H. A. Hodali, C. Arcus and D. F. Shriver, *Inorg. Synth.*, 1980, **20**, 218.
- 12 H. A. Hodali and D. F. Shriver, *Inorg. Synth.*, 1980, **20**, 222.
- 13 K. Whitmire, J. Ross, C. B. Cooper and D. F. Shriver, *Inorg. Synth.*, 1983, **21**, 66.
- 14 C. D. Meyer and R. Eisenberg, *J. Am. Chem. Soc.*, 1976, **98**, 1364.
- 15 K. S. Sun, K. C. Kong and C. H. Cheng, *Inorg. Chem.*, 1991, **30**, 1998.
- 16 J. P. Collman, R. G. Finke, P. L. Matlock, R. Wahren, R. G. Komoto and J. I. Brauman, *J. Am. Chem. Soc.*, 1978, **100**, 1119.
- 17 C. C. Nagel and S. G. Shore, *J. Chem. Soc., Chem. Commun.*, 1980, 530.
- 18 D. T. Doughty, G. Gordon and R. P. Stewart, *J. Am. Chem. Soc.*, 1979, **101**, 2645; R. D. Feltham and J. Kridge, *J. Am. Chem. Soc.*, 1979, **101**, 5064; J. Kriege-Simonsen, G. Elbaze, M. Dartignenave, R. D. Feltham and Y. Dartignenave, *Inorg. Chem.*, 1982, **21**, 230.

Received 14th October 1991; Paper 1/05204G